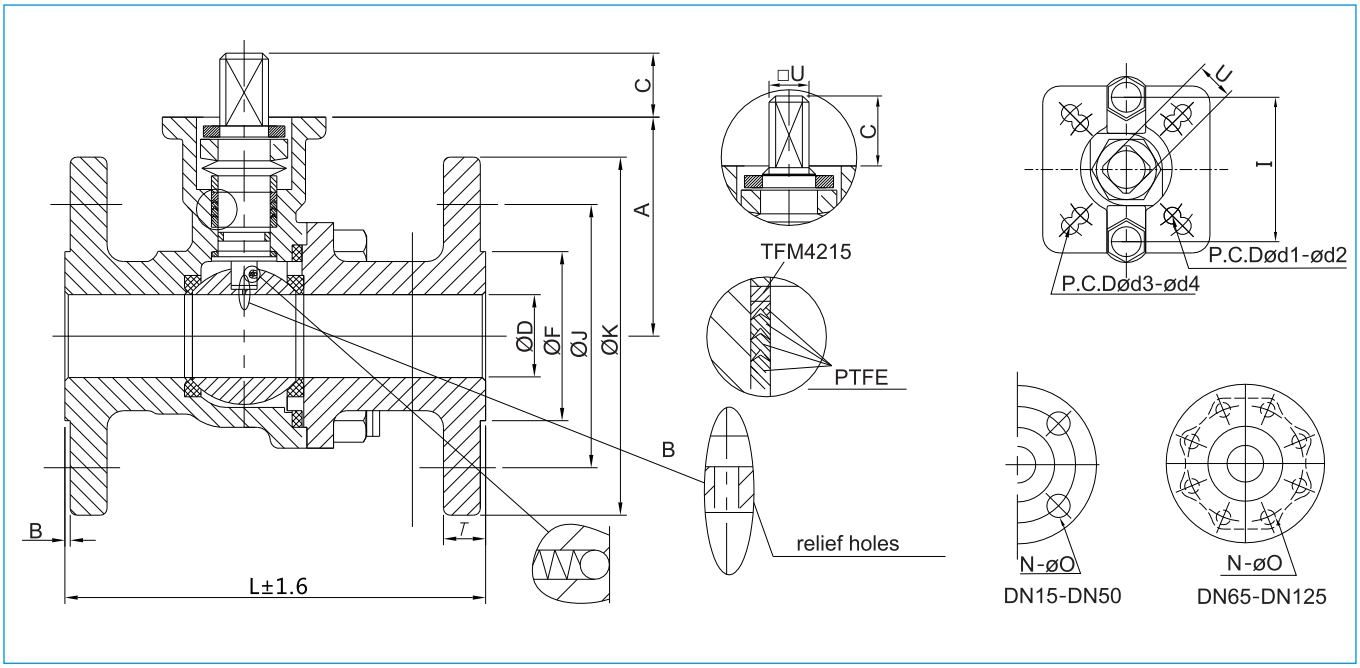

国标法兰(PN16-PN40)外形尺寸　GB Flange(PN16-PN40) Dimensions

尺寸	PN	ØD	L	ØF	ØJ	K	T	C	A	ISO 5211	N	Øh	E	B
DN15	16/40	15	130	46	65	95	14	9	49	F03/F05	4	14	97	29
DN20	16/40	20	130	56	75	105	16	9	54	F03/F05	4	14	97	29
DN25	16/40	25	140	65	85	115	16	10	58.5	F04/F05	4	14	142	49.5
DN32	16/40	32	165	76	100	140	18	10	71	F04/F05	4	18	142	38
DN40	16/40	38	165	84	110	150	18	14	77.5	F05/F07	4	18	190	39.2
DN50	16/40	50	203	99	125	165	20	14	85.8	F05/F07	4	18	190	40.2
DN65	16	64	222	118	145	185	20	17	113.8	F07/F10	4	18	350	59
	40						22				8			
DN80	16	76	241	132	160	200	20	17	122	F07/F10	8	18	350	60
	40						24							
DN100	16	100	305	156	180	220	22	17	138	F07/F10	8	22	350	60
	40				190	235	24							
DN125	16	125	356	184	210	250	22	22	164	F10/F12	8	18	-	-
	40				220	270	26					26		
DN150	16	150	394	211	240	285	24	27	204	F10/F12	8	22	-	-
	40				250	300	28					26		
DN200	16	200	457	266	295	340	24	27	255.5	F10/F12	12	22	-	-
	40			284	320	375	34					30		

美标 150LB 外形尺寸　ANSI 150　Dimensions

尺寸	PN	øD	L	øF	øJ	K	T	C	A	ISO 5211	N	øh	E	B
DN15	150LB	15	108	34.9	60.3	88.9	9.6	8	49	F03/F05	4	15.9	97	29
DN20	150LB	20	117	42.9	69.8	98.4	10.5	8	54	F03/F05	4	15.9	97	29
DN25	150LB	25	127	50.8	79.4	107.9	11.2	11	64.5	F04/F05	4	15.9	142	49.5
DN32	150LB	32	140	63.5	88.9	117.5	12.8	11	71	F04/F05	4	15.9	142	38
DN40	150LB	38	165	73	98.4	127	14.3	13.5	77.5	F05/F07	4	15.9	190	39.2
DN50	150LB	50	178	92.1	120.6	152.4	15.9	13.5	85.8	F05/F07	4	19	190	40.2
DN65	150LB	64	190	104.8	139.7	177.8	17.5	17.5	113.8	F07/F10	4	19	350	59
DN80	150LB	76	203	127	152.4	190.5	19.1	17.5	122	F07/F10	4	19	350	60
DN100	150LB	100	229	157.2	190.5	228.6	22.3	17.5	138	F07/F10	8	19	350	60
DN125	150LB	125	356	185.7	215.9	254	23.8	22	164	F10/F12	8	22.2	-	-
DN150	150LB	150	394	215.9	241.3	279.4	25.4	27	204	F10/F12	8	22.2	-	-
DN200	150LB	200	457	269.9	298.4	342.9	28.6	27	255.5	F10/F12	8	22.2	-	-

温度压力对照表 TEMPERATURE AND PRESSURE CURVE

15%GLASS FIBER FILLED PTFE
(15%G. F. +PTFE)

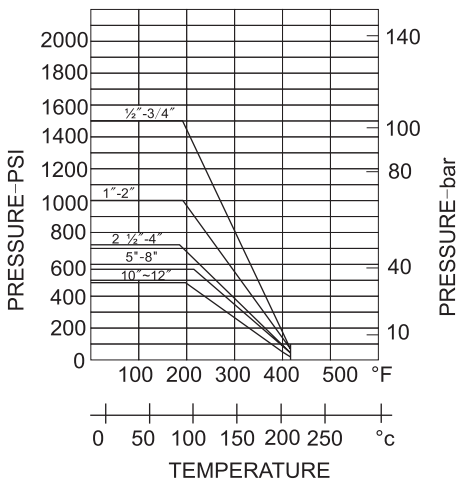

PTFE

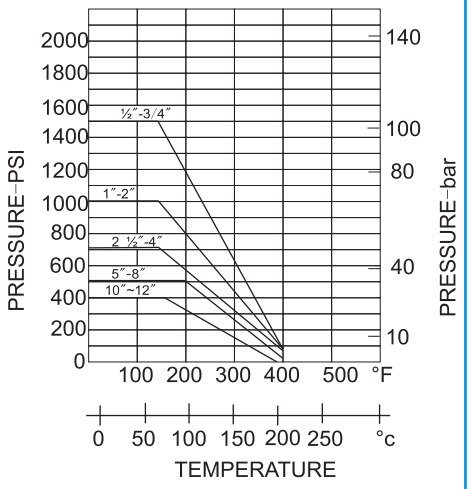

5%GRAPHITE+20%GLASS FIBER FILLED PTFE
(5%GRAPHITE+20%G. F. +PTFE)

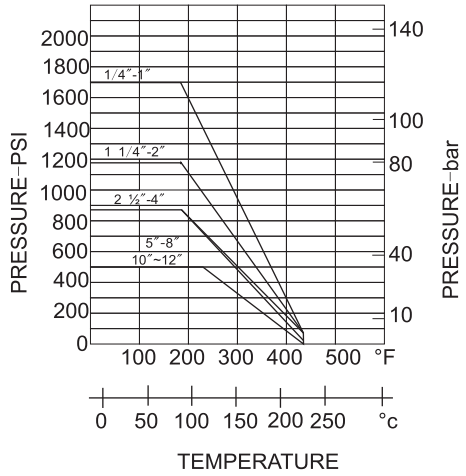

TFM1600(HYPATITE)

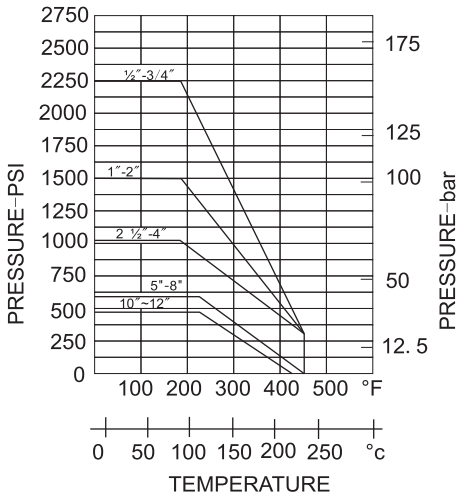

TFM 4215

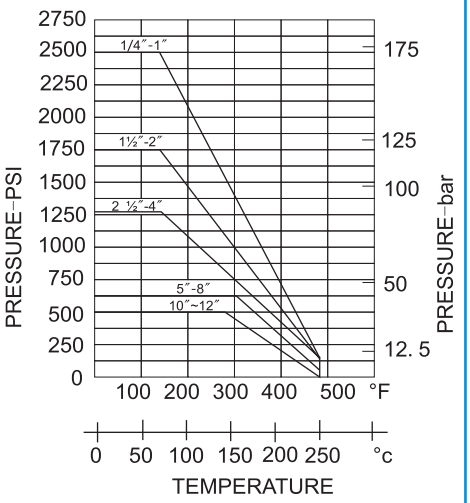

50%STAINLESS STEEL POWBER FILLED PTFE
50%BRONXE POWBER FILLED PTFE
15%S. S. +PTFE

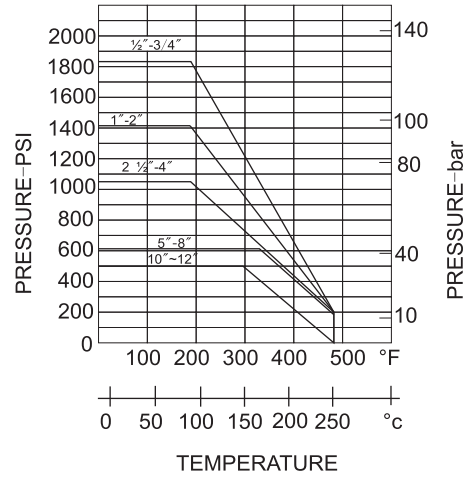

Art. 340系列法兰球阀选型表

Art. 340 series product ordering matrix

340	D	A	010	G	–	HABL	–	V型球选型
系列号 series	驱动形式 Actuation Type H-手动手柄 manual handle D-气动双动 double acting S-气动单动 spring return E-电动开关型 on/off M—电动调节型 modulating W-光杆 Bare Shaft	阀体材质 body material A-CF8M B-CF8 C-WCB	口径 size 010-DN10 3/8" 015-DN15 1/2" 020-DN20 3/4" 025-DN25 1" 032-DN32 1-1/4" 040-DN40 1-1/2" 050-DN50 2" 065-DN65 2-1/2" 080-DN80 3"	连接形式 connection G-GB Flange(PN16) 1-ANSI 150 2-ANSI 300 3-GB Flange(PN40) 4-DIN Flange(PN16) 5-DIN Flange(PN40)		特别代码 special code 手动-空白 handle-Blank 光杆-空白 Bare Shaft-Blank		V10° V15° V30° V45° V60° V90°

备注：如有其他要求请详询。
Notes: If you have other requirements on request,please contact sales department.

配 ADESUN 气动执行器/with ADESUN pneumatic actuator

Art: 340DC***G – **** – PN10/PN16

口径 特别代码

双动/Double acting

型号 CODE	340DC015G -CCNT	340DC020G -CCNT	340DC025G -CCNT	340DC032G -CDNT	340DC040G -CENT	340DC050G -CENT	340DC065G -CGNT	340DC080G -CHNT	340DC100G -CINT	340DC125G -CKNT	340DC150G -CKNT
DN	15	20	25	32	40	50	65	80	100	125	150
PN	10/16	10/16	10/16	10/16	10/16	10/16	10/16	10/16	10/16	10/16	10/16
ACT	ACD050	ACD050	ACD050	ACD063	ACD075	ACD075	ACD090	ACD100	ACD115	ACD145	ACD145
H（mm）	208	218	228	272	307	323	379	411	474	591	629
L1（mm）	95	105	115	140	150	165	1485	200	220	250	285
L2（mm）	154.5	154.5	154.5	168	219	219	249	274	315	417	417
L3（mm）	70	70	70	83	95.5	95.5	105.5	122	132.5	169.5	169.5
¥											

更大口径另询 More size on request

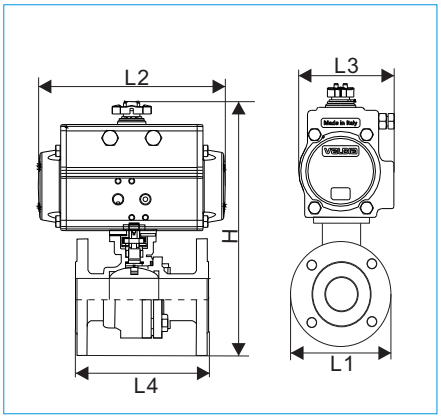

Art: 340SC***G – **** – PN10/PN16

口径 特别代码

单动/Spring return

型号 CODE	340SC015G -CCNT	340SC020G -CDNT	340SC025G -CENT	340SC032G -CENT	340SC040G -CGNT	340SC050G -CHNT	340SC65G- CINT	340SC080G -CJNT	340SC100G -CKNT	340SC125G -CMNT	340SC50G- CNNT
DN	15	20	25	32	40	50	65	80	100	125	150
PN	10/16	10/16	10/16	10/16	10/16	10/16	10/16	10/16	10/16	10/16	10/16
ACT	ACS050	ACS063	ACS075	ACS075	ACS090	ACS100	ACS115	ACS125	ACS145	ACS190	ACS210
H（mm）	208	236	267	294	319	350	406	450	525	651	711
L1（mm）	95	105	115	140	150	165	185	200	220	250	285
L2（mm）	154.5	168	219	219	249	274	315	354	417	539	1005
L3（mm）	70	83	95.5	95.5	105.5	122	132.5	150	169.5	215	235.5
¥											

更大口径另询 More size on request

配 VALBIA 气动执行器/with VALBIA pneumatic actuator

Art: 340DC***G – **** – PN25/PN40

口径 特别代码

双动/Double acting

340DC015G -CCNT	340DC020G -CCNT	340DC025G -CCNT	340DC032G -CDNT	340DC040G -CENT	340DC050G -CENT	340DC065G -CGNT	340DC080G -CHNT	340DC100G -CINT	340DC125G -CKNT	340DC150G -CLNT
15	20	25	32	40	50	65	80	100	125	150
25/40	25/40	25/40	25/40	25/40	25/40	25/40	25/40	25/40	25/40	25/40
ACD050	ACD050	ACD050	ACD063	ACD075	ACD075	ACD090	ACD100	ACD115	ACD145	ACD160
208	218	228	272	307	323	379	411	482	505	656
95	105	115	140	150	165	185	200	235	270	300
154.5	154.5	154.5	168	219	219	249	274	315	417	452
70	70	70	83	95.5	95.5	105.5	122	132.5	169.5	169.5
¥										

更大口径另询 More size on request

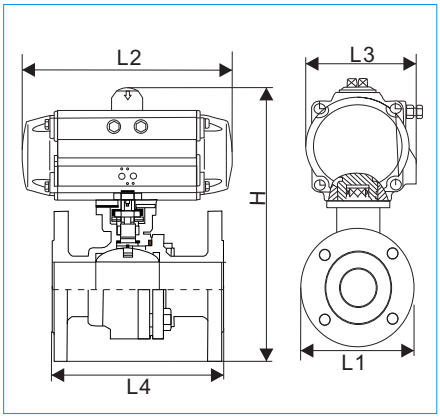

Art: 340SC***G – **** – PN10/PN16

口径 特别代码

单动/Spring return

型号 CODE	340SB015G -CCNG	340SB020G -CDNG	340SB025G -CENG	340SB032G -CENG	340SB040G -CGNG	340SB050G -CHNG	340SB065G -CING	340SB080G -CJNG	340SB100G -CKNG	340SB125G -CMNG	340SB150G -CNNG
DN	15	20	25	32	40	50	65	80	100	125	150
PN	16/40	'16/40	10/16	10/16	10/16	10/16	10/16	10/16	10/16	10/16	10/16
ACT	ACS050	ACS063	ACS075	ACS075	ACS090	ACS100	ACS115	ACS125	ACS145	ACS190	ACS210
H（mm）	185.5	195.5	205.3	246	275	290.5	341.3	369.5	425.5	505	560
L1（mm）	95	105	115	140	150	165	185	200	220	250	285
L2（mm）	154.5	168	219	219	249	274	315	354	417	539	1005
L3（mm）	70	83	95.5	95.5	105.5	122	132.5	150	169.5	215	235.5
L4（mm）	130	130	140	165	165	203	222	241	305	356	394
¥											

更大口径另询 More size on request